

3.0A Single-Phase GLass Passivated Bridge Rectifiers

Recifier Reverse Voltage 50V to 1000V



TMB

Features

- Glass passivated junction
- The plastic material used carries Underwriters Laboratory flammability recognition 94V-0
- Suge overload ratings to 100 amperes peak
- Ideal for printed circuit board application
- High temperature soldering guaranteed 265°C/10 seconds at 5 lbs(2.3kg)tension

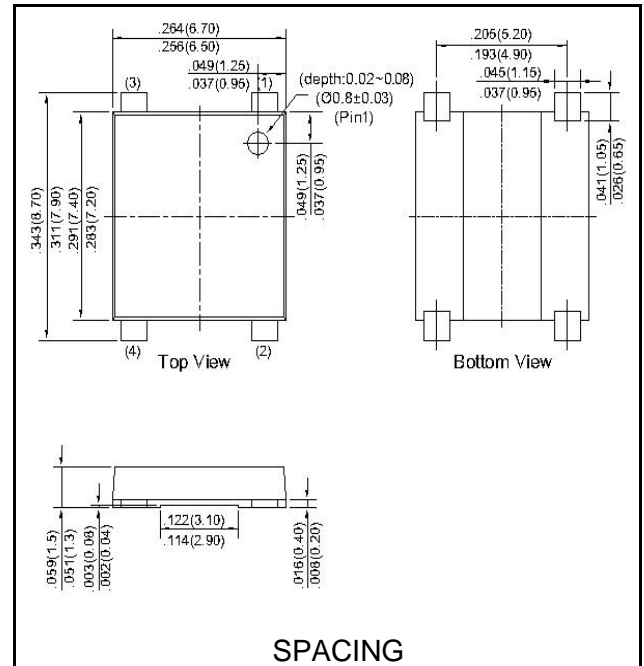
Mechanical Data

Case:Molded plastic

Terminals:Platde leads solderable per MIL-STD-750, Method 2026

Polarity:Polarity symbols molded or Marked on body

Mounting Position:Any



Maximum Ratings & Thermal Characteristics

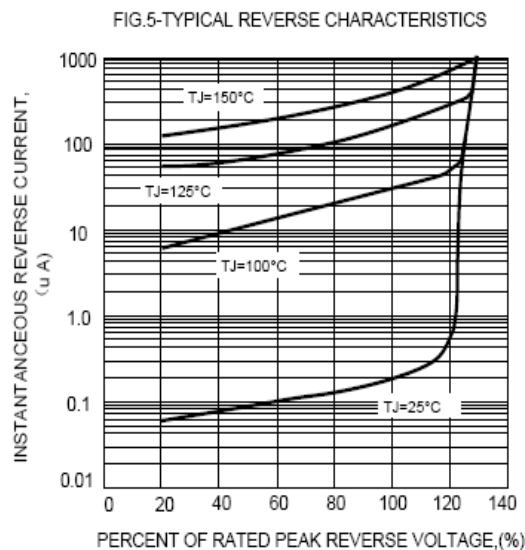
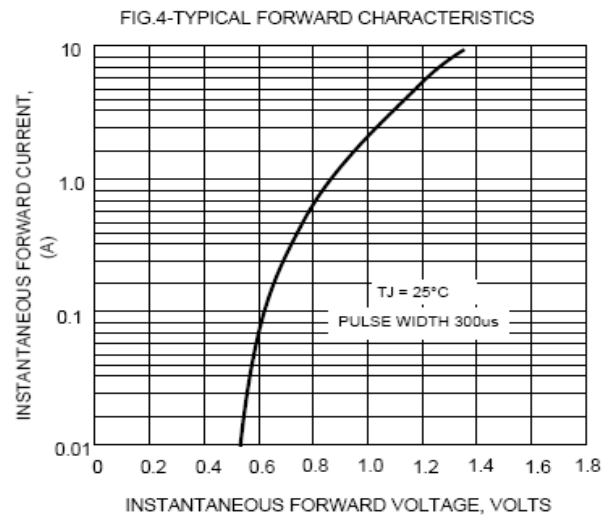
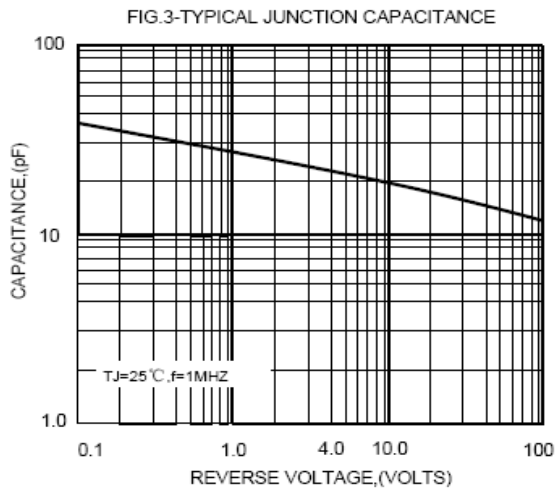
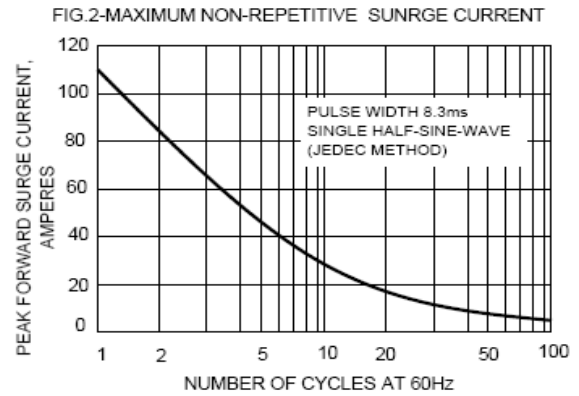
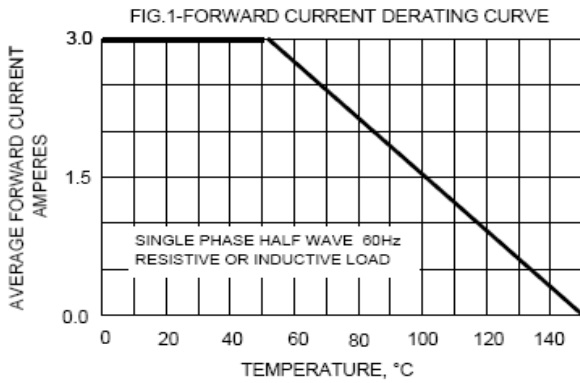
Rating at 25°C ambient temperature unless otherwise specified, Resistive or inductive load, 60HZ.

For Capacitive load derate current by 20%

Parameter	Symbol	TMBFR310	unit
Maximum repetitive peak reverse voltage	VRRM	1000	V
Maximum RMS bridge input voltage	VRMS	700	V
Maximum DC blocking voltage	VDC	1000	V
Maximum average forward rectified output current at TA=40°C	IF(AV)	3.0	A
Maximum instantaneous forward voltage drop per leg at 3.0A	VF	1.3	V
Peak forward surge current single sine-wave superimposed on rated load (JEDEC Method)	IFSM	110	A
Maximum reverse recovery time(note 1)	TRR	500	ns
Maximum DC reverse current at ratde TA=25°C	IR	5	UA
DC blocking voltage per element TA=125°C		500	
Rating for fusing(t<8.3ms)	I ² t	50	A ² sec
Typical thermal resistance to ambient	ReJA	55	°C/w
Typical thermal resistance to case	ReJC	10.0	
Typical thermal resistance to lead	ReJL	15.0	
Operating junction and stroage temperature range	TJ, TSTG	-55to+150	°C

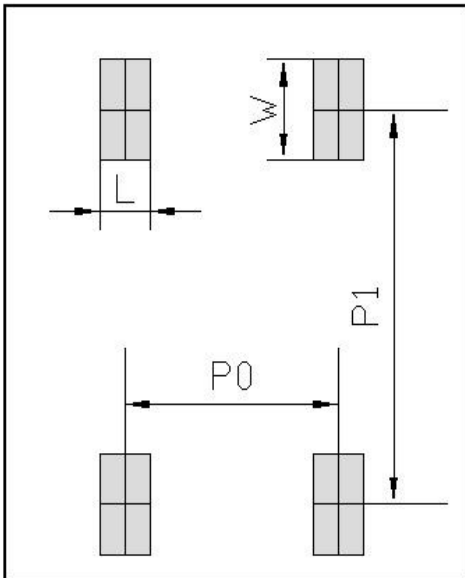
Notes:1 Measured with IF=0.5A,IR=1A,IRR=0.25A

Rating and Characteristic Curves(TA=25°C Unless otherwise noted)



Ordering Information(Example)

PREFFREN P/N	UNIT WEIGHT(g)	MINIMUM PACKAGE(pcs)	INNER BOX QUANTITY(pcs)	OUTER CARTON QUANTITY(pcs)	DELIVERY MODE
TMBFR310	Approximate 0.20	3000	6000	36000	REEL

Suggested pad layout


Dimensions in millimeters

Unit:mm	
DIM	MIN
P0	5.12
P1	8.73
L	1.2
W	2.22