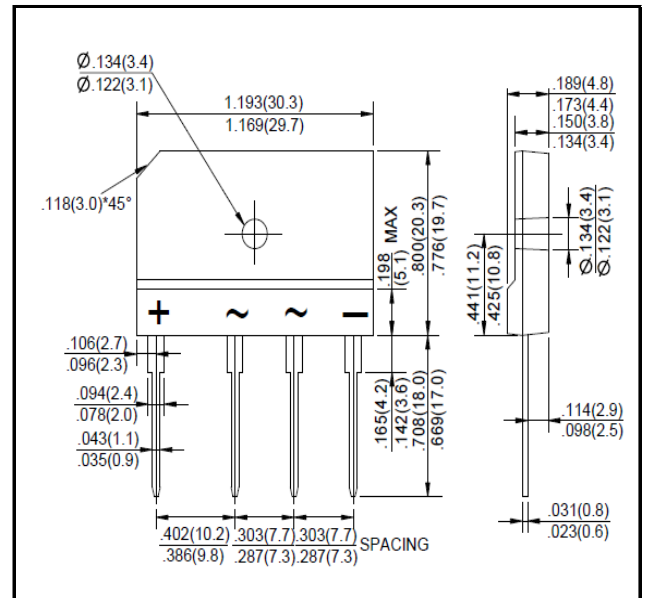


35A Single-Phase GLass Passivated Bridge Rectifiers

Recifier Reverse Voltage 50V to 1000V



GBJ



Features

- Rating to 1000V PRV
- Ideal for printed circuit board
- Low forward voltage drop, high current capability
- Reliable low cost construction utilizing molded plastic technique results in inexpensive product
- The plastic material has U/L flammability classification 94V-0
- Weight: 0.24ounce, 6.79 grams (approx)

Maximum Ratings & Thermal Characteristics

Dimensions in inches and (millimeters)

Rating at 25°C ambient temperature unless otherwise specified, Resistive or inductive load, 60HZ.

For Capacitive load derate current by 20%

Parameter	Symbol	GBJ 35005	GBJ 3501	GBJ 3502	GBJ 3504	GBJ 3506	GBJ 3508	GBJ 3510	unit
Maximum repetitive peak reverse voltage	VRRM	50	100	200	400	600	800	1000	V
Maximum RMS bridge input voltage	VRMS	35	70	140	280	420	560	700	V
Maximum DC blocking voltage	VDC	50	100	200	400	600	800	1000	V
Maximum average forward rectified output current at TA=40°C	IF(AV)	35.0							A
Peak forward surge current 8.3ms single half sine-wave superimposed on rated load (JEDEC Method)	IFSM	4.2							A
Maximum instantaneous forward voltage drop per leg at 17.5A DC	VF	350							V
Maximum DC reverse current at ratde TA=25°C	IR	5							UA
DC blocking voltage per element TA=125°C		500							
Rating for fusing(t<8.3ms)	I ² t	508							A ² sec
Typical thermal resistance per element(1)	ReJA	0.8							°C/w
Mounting torque(Suggests 045~0.65)	Tor	Rating Torque:0.8(Suggests 045~0.65)							N.m
Typical thermal resistance per element(2)	Cj	85.0							PF
Operating junction and stroage temperature range	TJ, TSTG	-55to+150							°C

Notes:(1)Device mounted on 300mm*300mm*1.6mm Cu plate heatsink.

(2)Measured at 1.0MHz and applied reverse voltage of 4.0 volts.

Rating and Characteristic Curves (TA=25°C Unless otherwise noted)

FIG.1-DERATING CURVE FOR

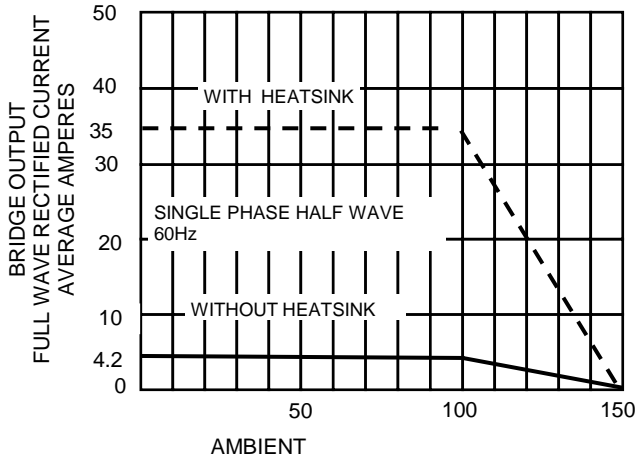


FIG.2-MAXIMUM NON-REPETITIVE SURGE CURRENT

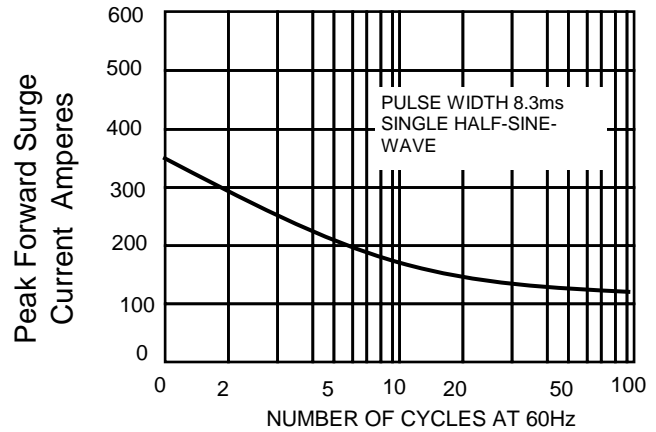


FIG.3-TYPICAL JUNCTION

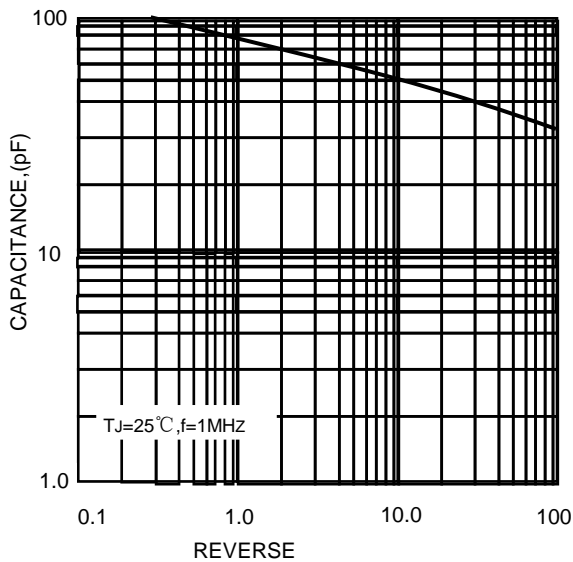


FIG.4-TYPICAL FORWARD CHARACTERISTICS

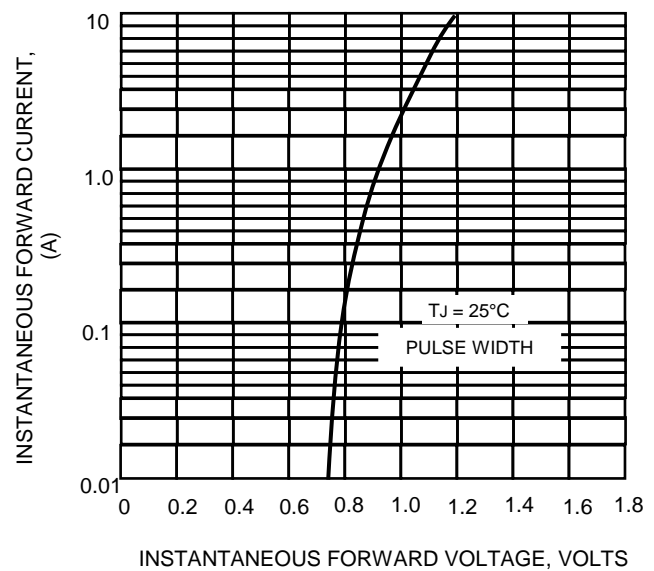


FIG.5-TYPICAL REVERSE CHARACTERISTICS

