
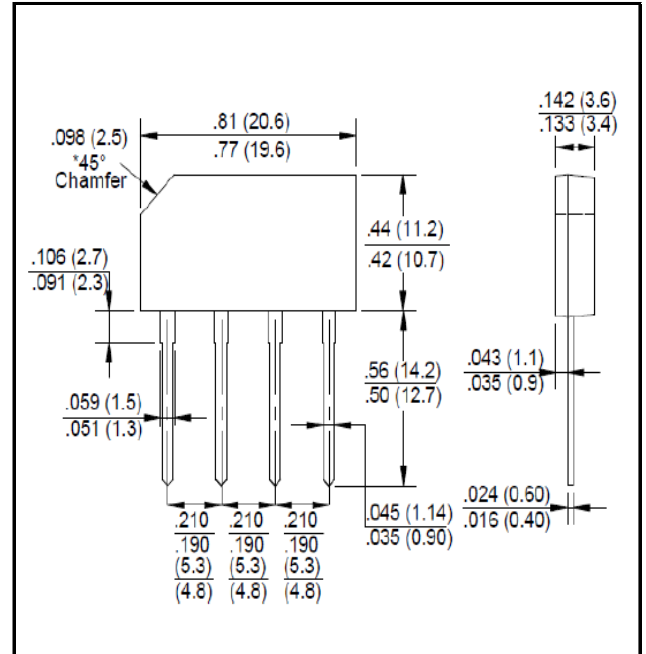


## 4.0A Single-Phase GLass Passivated Bridge Rectifiers

Recifier Reverse Voltage 50V to 1000V



### GBL



### Features

- Glass passivated junction
- The plastic material used carries Underwriters Laboratory flammability recognition 94V-0
- Suge overload ratings to 125 amperes peak
- Ideal for printed circuit board application
- High temperature soldering guaranteed 265°C/10

### Mechanical Data

Case: Molded plastic

Terminals: Platde leads solderable per MIL-STD-750, Method 2026

Polarity: Polarity symbols molded or Marked on body

Mounting Position: Any

### Maximum Ratings & Thermal Characteristics

Dimensions in inches and (millimeters)

Rating at 25°C ambient temperature unless otherwise specified, Resistive or inductive load, 60HZ.

For Capacitive load derate current by 20%

Parameter	Symbol	GBL4005	GBL401	GBL402	GBL404	GBL406	GBL408	GBL410	unit
Maximum repetitive peak reverse voltage	VRRM	50	100	200	400	600	800	1000	V
Maximum RMS bridge input voltage	VRMS	35	70	140	280	420	560	700	V
Maximum DC blocking voltage	VDC	50	100	200	400	600	800	1000	V
Maximum average forward rectified output current at TA=40°C	IF(AV)	4.0							A
Peak forward surge current single sine-wave superimposed on rated load (JEDEC Method)	IFSM	125							A
Operating temperature range	TJ,	-55to+150							°C
Storage temperature range	TSTG	-55to+150							°C

### Electrical Characteristics

Rating at 25°C ambient temperature unless otherwise specified, Resistive or inductive load, 60HZ.

For Capacitive load derate current by 20%

Parameter	Symbol	GBL4005	GBL401	GBL402	GBL404	GBL406	GBL408	GBL410	unit
Maximum instantaneous forward voltage drop per leg at 4.0A	VF	1.1							V
Maximum DC reverse current at ratde TA=25°C	IR	10							UA
DC blocking voltage per element TA=125°C		500							

**Rating and Characteristic Curves**( $T_A=25^\circ\text{C}$  Unless otherwise noted)

FIG.1-DERATING CURVE FOR

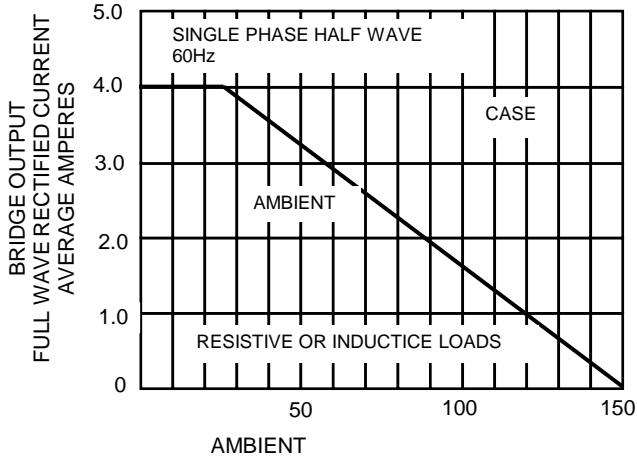


FIG.2-MAXIMUM NON-REPETITIVE SURGE CURRENT

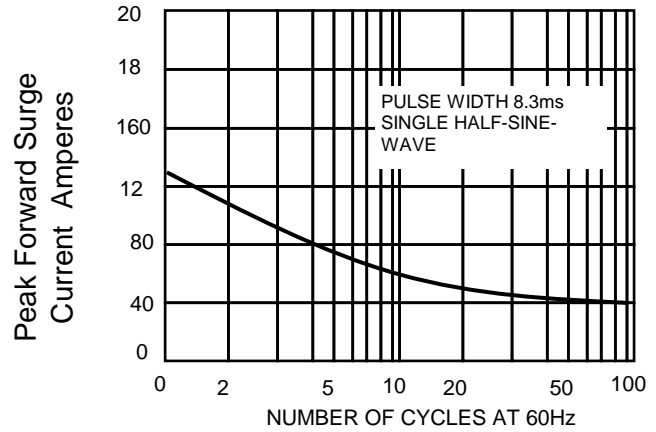


FIG.3-TYPICAL REVERSE CHARACTERISTICS

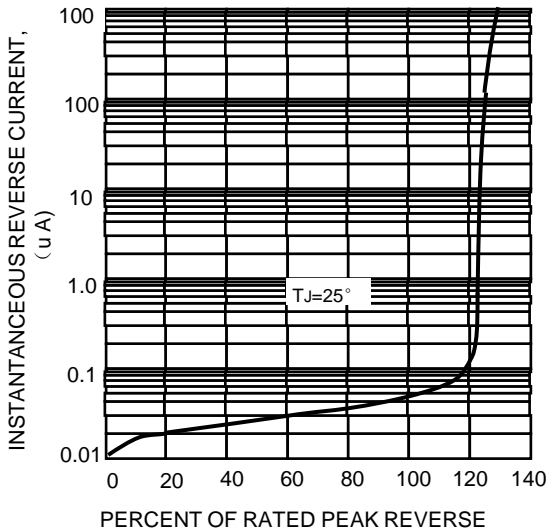


FIG.4-TYPICAL FORWARD CHARACTERISTICS

